

TeamMate®

Roomware Solutions



TeamMate makes life simple: with a range of truly innovative furniture solutions to suit any application. Aesthetically pleasing, modular and practical, TeamMate products are designed to stand the test of time.

Evolve Way-finder

MODEL: EVOLVEWAYFINDER

A modern and aesthetic portrait way finding solution for mobile or static deployments.

Features & Benefits

- >> Single or dual back to back portrait screen design
- >> Mobile or free-standing base
- >> Accommodates 48 - 55" displays (not supplied)
- >> Ideal for interactive or standard displays
- >> Choose from a range of absorbent fabric
- >> Useful for way finding around office and campus environments
- >> Cable management from top to bottom
- >> Storage facility for small format systems
- >> Easy access with removable lockable front and rear panels
- >> Fits through doorways
- >> Minor horizontal and vertical screen adjustment
- >> Natural convection cooling design



Overview

Evolve Way-finder is a portrait digital display kiosk that can assist you with information to help you find your way. Built around either a single or dual back-to-back screen design, the Evolve Way-finder can also be fitted to the floor directly or available as a trolley with a mobile base for added flexibility for events or general repositioning.

Screens accepted can range between 48-55" and there is minor vertical and horizontal adjustment to ensure the perfect gap from the outer panel. Each panel can be upholstered with a selection from Camira's Blazer Lite fabric swatch, to complete the aesthetic for unique identification as an information point.

Evolve Way-finder technical specifications

- >> Accommodates portrait screens between 48-55"
- >> Vesa mounting pattern 200 x 200mm - 800 x 600mm
- >> 190 x 850mm storage shelf facility as standard
- >> Removable panels for access via x2 security locks
- >> Choice of fabrics from Camera Blazer range
- >> Cable management channels and apertures from top to bottom
- >> Removable panels for easy access
- >> Venting on top for natural convection cooling
- >> Side mounted grab handles for portability
- >> Finished in black powder-coat paint



Evolve Freestanding version




Internal adjustable mounting bars and equipment shelf

Specification options:

- >> Single sided screen mobile
- >> Single sided screen free-standing
- >> Back to back screen mobile
- >> Back to back screen free-standing

Standard metalwork finishes:

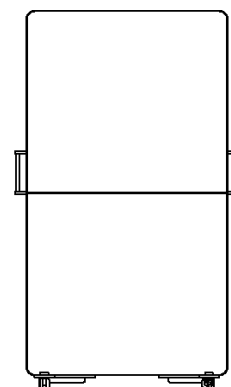
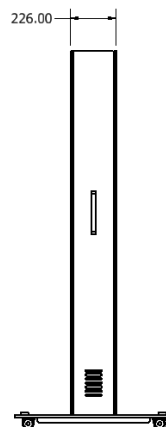
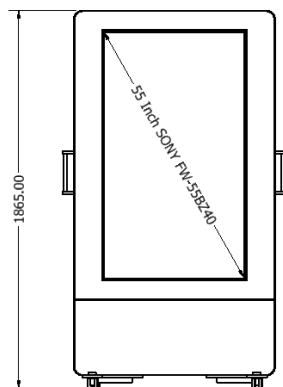
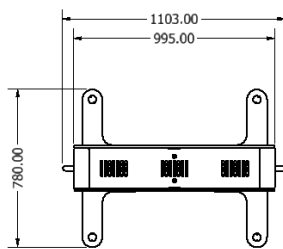


Black



Evolve back to back mobile version

EVOLVE WAYFINDER TECHNICAL DRAWING



Evolve Way-finder fabric options

Range of fabric options from Camira Blazer Lite range.

Highlighted shades are available from stock. Other colourways are available in 10-15 working days.



Other fabrics are available but may incur additional costs. Please speak to TeamMate sales advisor.