

8-inch transparent cabinet with front and rear door opening



Product Overview

The new generation of LCD transparent display cabinets displays advertising images on transparent cabinets, plays videos, and displays items from multiple angles. Items can be placed inside the cabinets, and transparent displays can be used for physical display and information dissemination. Its unique transparent technology leads the new trend of advertising in today's era. Suitable for showcasing various high-end products such as jewelry boxes in stores and shopping malls, window displays, point of sale product promotion displays at airports, banks, and other densely populated areas. Suitable for stages, hotel lobbies, etc.



Functional characteristics

Metal texture appearance

Thin body, integrated design, with high transparency tempered glass protection in front;

The screen is delicate and vivid

Adopting industrial grade A+panels, with automatic color and image augmentation engines, the display effect is outstanding;

Variety of material types

Including images, audio, videos, scrolling subtitles, PDF documents, web pages, streaming media, call outs, pop ups, etc;

Flexible program arrangement

Support for free layout and partitioned display of various materials;
Support multiple playback methods, such as daily, weekly, rotation, customization, etc;

Terminal management

Terminal monitoring, rapid release, time synchronization, volume adjustment, download speed limit, remote updates, touch management, etc;

Centralized control management

The system adopts a B/S architecture, and without the need to install a client, you can open the IE browser (recommended to use Google Browser) on any computer to log in and control the backend, and perform any operation management on all terminals;

Multi program looping

The system supports multi program loop playback function, such as simultaneously sending 10 programs to the terminal player, and the terminal player will loop these 10 programs. Each program can be divided into different screens and the playback time of each program can be specified;

Playback mode

Supports single machine, network, and mobile publishing modes, making it convenient and fast to use;

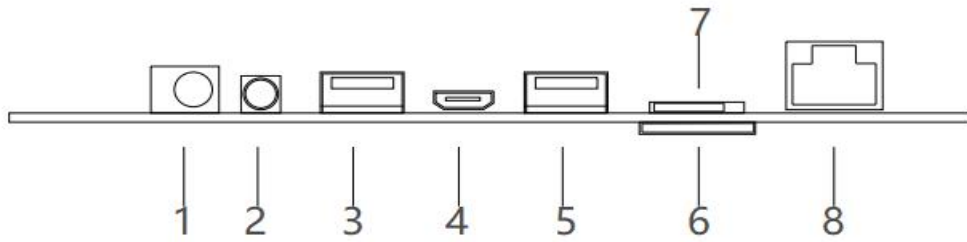
Product parameters

Display parameters	Specifications and dimensions	8 inch
	Display Area	172.2mm*107.6mm
	Physical resolution	1280*800
	Viewable	178°(H) /178°(V)
	Color depth	8 bit, 16.7 M
	contrast ratio	1000:1

	response time	8 ms
	Refresh rate	60 Hz
	Panel permeability	Over 75%
	Light source lifespan	30Khours
System configuration	operating system	Android 11.0
	CPU	Cortex-A55, 4-core, main frequency 2.0 GHz
	GPU	Mali-G52
	Memory	2G LPDDR3(Optional 4G)
	storage	Standard 16G (optional 16G/32G)
	Extended Storage	Supports TF storage cards with an external maximum of 128GB
Interface	Audio and video output interface	EARPHONE × 1
	network interface	LAN port × 1, Wi-Fi
	Data transmission interface	USB2.0*2

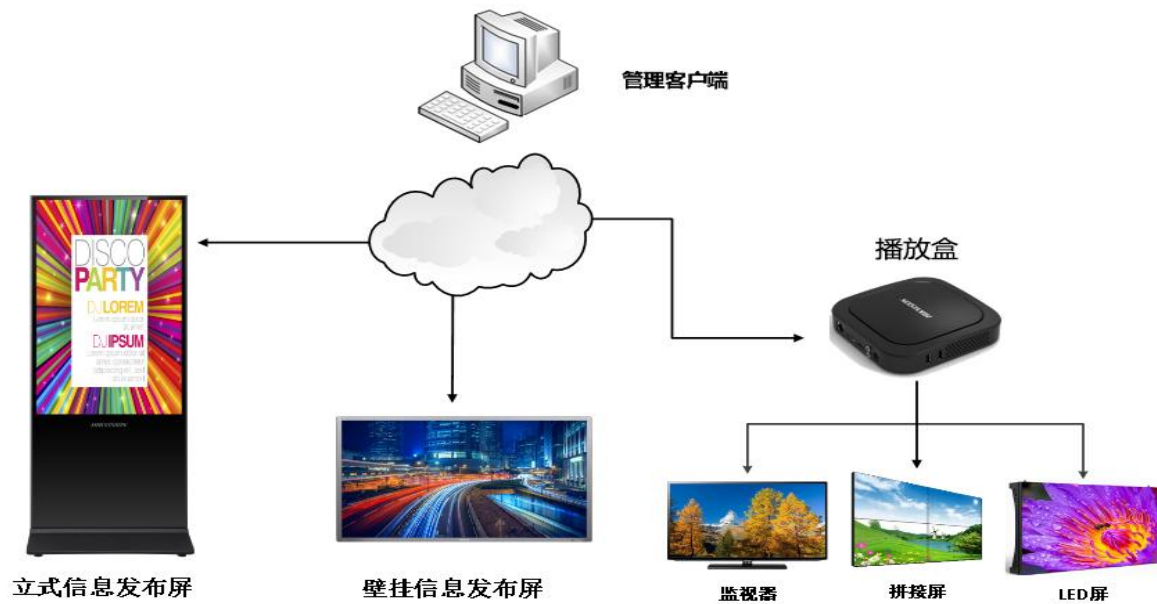
Currency	Audio Format	MP3、WMA、OGG
	Video Format	MP4, AVI, DIVE, XVID, VOB, DAT, MPG, RM, etc
	Image Format	JPG、MMP、GIP、PNG
	working voltage	AC 100-240V 50/60Hz
	Overall power consumption	≤60W
	standby power	≤1W
	working temperature	0°C~50°C
	Working humidity	20%~90%
	Storage temperature	-20~60°C
	Storage humidity	5%~90%
	Product size	213mm*171mm*100mm

Hardware interface diagram



Serial Number	Interface Description	Serial Number	Interface Description
1	Outer diameter 5.5mm, inner diameter 2.0mm, DC socket recommended 12V/3A DC input	2	Standard 3.5mm, 4-section headphone holder, CTIA (American standard)
3	Standard USB2.0 Type-A interface	4	OTG micro-B interface
5	Standard USB2.0 Type-A interface	6	Mini SIM card holder with card trailer, can connect to different operators' mini SIM cards, and can achieve 4G function after connecting to the 4G module antenna
7	Standard TF card holder supports 16GB/32GB/64GB/128GB	8	100/1000M Ethernet interface

Typical Applications



Product advantages

Program production	Support calling third-party apps, countdown, and other functions; Interactive program production without touch return function; Support free layout, editing, and playback of multimedia content such as videos, images, time, weather, etc; Support horizontal and vertical screen program production.
Terminal management	The system interface supports Chinese, Traditional, English, Russian, and Japanese (expandable to support other language packs); Support permission management, set up multiple sub accounts, and flexibly allocate sub account permissions; Support emergency one click playback of video, images, text and other information content;
system management	Support online terminal statistics and terminal speed limited downloads; Support terminal encryption, and passwords are required to exit, set up software, and insert USB drives;
security management	Support the HTTPS security protocol for service terminals;

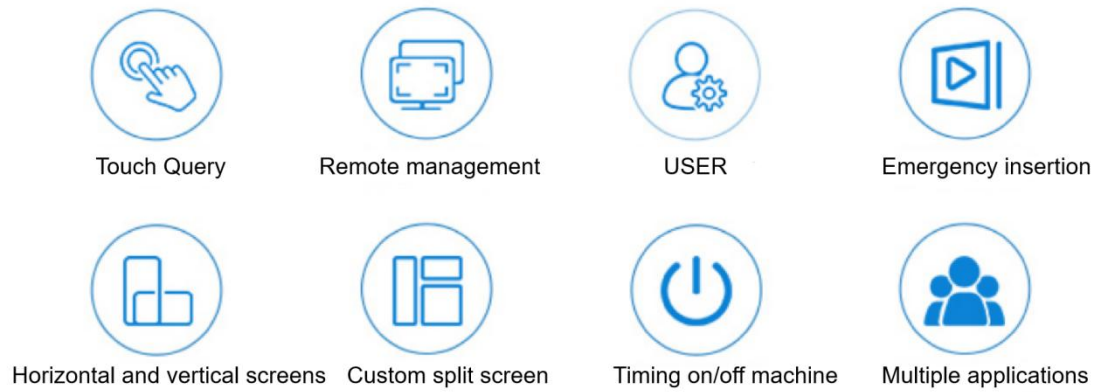
Supports horizontal and vertical screens



system function



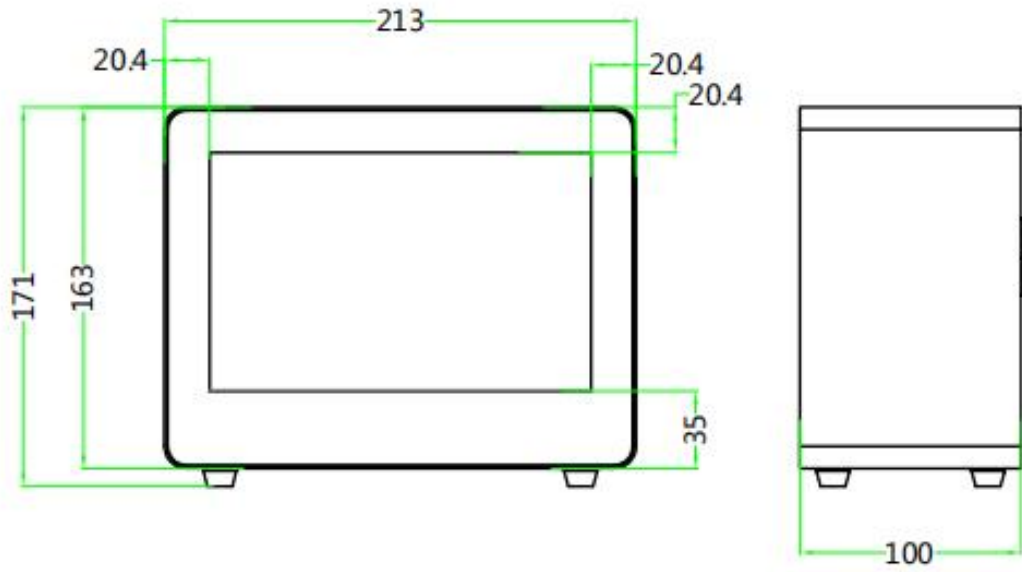
Function display



Splicing effect



Overall Dimension Drawing (Unit: mm)



Parts:

Attachment specifications	
power cord	National standard three plug 1.5MX1
warranty card	X1
certificate	X1
Remote control	X1
Antenna rod	X1
Touch pen	X1

Matters needing attention

To ensure the normal use of this product and prevent accidents such as electric shock or fire, please read and understand all usage requirements and operating procedures before using this product. Strictly comply with the following requirements:

1. The power supply required for this product is generated by an AC power source. When connecting, pay attention to the input voltage standard.
2. AC power sockets should be well grounded and able to withstand sufficient product current requirements.
3. This product is designed for indoor use and cannot be used outdoors.
4. This product itself does not have waterproof performance. Please do not put it directly into water or in areas where rainwater can come into direct contact.
5. Be careful to avoid excessive humidity and dust to prevent circuit corrosion from causing malfunctions and affecting the lifespan of this product.
6. All output and input sockets should be operated with power off.
7. This product meets safety standards when used indoors at room temperature, but should be avoided from direct sunlight or other heat sources to avoid excessive temperature affecting product stability.
8. To avoid damaging the operating system, do not shut down the machine abnormally or suddenly power off during operation. Do not move or shake the machine while it is in operation.
9. Please do not disassemble or attempt to repair this product without permission. Authorized professionals are requested to carry out this work.
10. Please do not place this product near a heat source and try not to let direct sunlight reach your machine. Do not spill water or other liquids onto the playback box. If the following situations occur, please immediately turn off the machine power and wait for professional maintenance personnel to handle:
 - a. The power cord or plug is damaged.
 - b. Conductive liquid has been splashed into this product.
 - c. The product falls or the product casing is severely damaged.
 - d. The product has unknown errors or significant performance changes, which cannot be ruled out after conventional fault guidance.
11. If you do not use this product for a long time, please unplug the power supply.

Troubleshooting

This product has undergone strict testing before leaving the factory. If you encounter any problems during use, please contact the supplier; This chapter helps you troubleshoot common faults and some simple operational issues, or identify the causes of faults that require repair. Note: If the computer is not in use, please press the software and hardware button to turn it on or off. Forcing a power outage can cause the system to crash.

1	Powered on but not turned on	<p>Please confirm if the power switch is on.</p> <p>Please confirm if the computer switch is turned on.</p> <p>Please confirm if there is an external card and if it is normal after removing it.</p> <p>Please confirm if there is a "beep" sound when turning on the machine. A beep indicates turning on the machine, and a long beep indicates a system error alarm.</p>
2	WIFI network abnormality	<p>Please confirm whether the WIFI switch is turned on in "Settings WIFI".</p> <p>Please confirm if the WIFI antenna is connected properly;</p> <p>Please confirm if the surrounding network environment is normal.</p>
3	Ethernet cannot be connected	<p>Please confirm whether the Ethernet switch is turned on for 'Settings Ethernet';</p> <p>Please confirm if the network cable and router are functioning properly.</p>
4	Abnormal audio output	<p>Please confirm if the headphones and other audio devices are functioning properly;</p> <p>Please confirm if the interface is fully inserted.</p>
5	HDMI VGA output abnormal	<p>Please confirm if the display device is functioning properly;</p> <p>Please confirm if the HDMI connection wire is normal;</p> <p>Please confirm if the contact at the HDMI interface is normal.</p>
6	USB device abnormality	<p>Please confirm if the USB device is functioning properly on the computer;</p> <p>Please confirm if the hardware parameters of the USB device are normal;</p> <p>Please confirm if the USB device is on the peripheral support list;</p>
7	Abnormal machine indicator light	<p>Please confirm if the power supply equipment is functioning properly;</p> <p>Please confirm whether the ambient temperature used by the machine is normal;</p> <p>Please confirm if there is a short circuit in the external device.</p>
8	System automatic restart	<p>Please confirm if the CPU fan is working properly.</p> <p>Please use antivirus software to confirm if the system is infected with a virus.</p> <p>Please confirm if the input voltage meets the power supply requirements.</p>

Easily realize multiple values

Modern, fashionable and interesting display of corporate style, brand and product promotion, Let your enterprise and your products be more deeply rooted in the hearts of the people and bring you more Great economic benefits.



With touch screen and 3D model

Make it impossible to change, no matter how big the product can be displayed, 360° allows customers to have a deeper understanding and reduces investment.



PRODUCT INFORMATION



Structure of Transparent LCE Box



REAL SHOT CASE

