



TeamMate[®]
Technical Furniture Solutions



WorksZone Collaboration Table

WorksZone Collaboration Table

Fixed or height adjustable multi-functional collaborative tables for flexible learning and meeting spaces.

About WorksZone:

WorksZone Collaboration Tables change the way we collaborate.

WorksZone Tables set the pace in the market for a flexible and versatile sit/stand collaboration solution. Fully mobile, the WorksZone Collaboration Table can be used in conjunction with wall mounted screens, or with the adaptable WorksZone screen support.

The WorksZone Table acts as a self-contained technology hub, the inbuilt TechWell™ accepts most major manufactures of cable retractor systems and in addition, the fixed centralised connectivity module can also be made custom to user requirements. The WorksZone Table redefines the way we collaborate, communicate and share ideas.

Application:

- >> Collaborative teaching and learning environments
- >> Breakout areas
- >> Video-conferencing
- >> Meeting and huddle spaces
- >> Corporate boardroom tables

About TeamMate:

Since 1997 Performance Enclosures Limited have been designing and manufacturing TeamMate products; an extensive range of contemporary furniture solutions to house audio visual and IT equipment for educational and corporate users alike.

Manufactured in the United Kingdom, TeamMate has an extensive product portfolio ranging from lecterns, podiums and teaching desks, to large screen stands and collaboration furniture.



WorksZone Ellipse

Fixed or height adjustable collaboration tables connecting people and technology with ease.

The WorksZone Ellipse shaped table is possibly the most flexible shape for seating small or large groups. With options to have the table fixed or height adjustable and a screen support that can be positioned both at the end and at the side of the table, the WorksZone Table allows meetings to be tailored around you. Keep in reach of technology. The WorksZone central module can be customised with inputs of your choice and all available at your fingertips limiting worktop trailing cables and clutter. The WorksZone Ellipse accepts both compact TechWell™ and TechWell™ XL.

Encourage sit down or stand up meetings with the optional electronic height adjustment feature that is integrated within the table. Together with a range of worktop lengths and colours, the WorksZone Ellipse can be used in a variety of ways to suit any application.



Image shows WorksZone Ellipse Table with optional screen support and TechWell™ XL

Features

- >> 2D & 3D Space Planning and Design
- >> 3, 6, 8 & 10 Seat
- >> Ellipse Worktop Shape
- >> Mobile with lock-down castors
- >> Compact TechWell™ / TechWell™ XL
- >> Fixed height or height adjustable (DDA requirements)
- >> Customisable Central Connectivity Module
- >> Optional WorksZone Screen Support
- >> Choice of worktop lengths and colours
- >> 10 Year Warranty



Side mounted screen support



Plan view



Optional electronic height adjustment



WorksZone Oval

Collaboration tables connecting people and technology with ease.

The WorksZone Oval enables you to collaborate in the round.

The Oval shaped worktop works well for smaller huddle groups. The WorksZone Oval is a fixed height solution and is compatible with the Compact TechWell™ only. It has a standard central module that can be customised with inputs of your choice and all available at your fingertips limiting worktop trailing cables and clutter. Together with a range of worktop lengths and colours, the WorksZone Oval can be used in a variety of ways to suit any application.



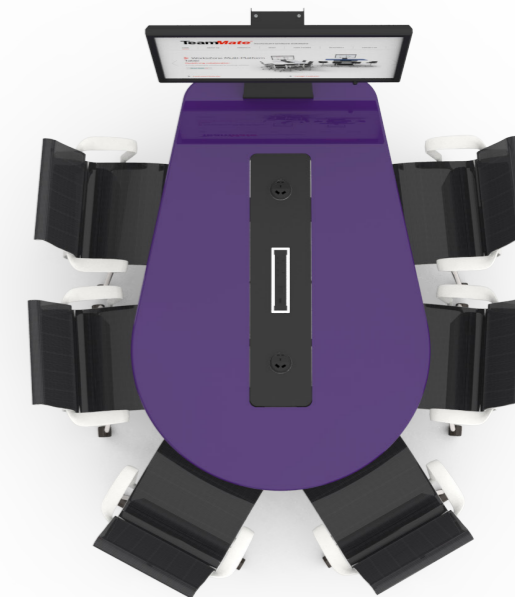
Image shows WorksZone Oval Table with optional screen support and Compact TechWell™

Features

- >> 2D & 3D Space Planning and Design
- >> 3 & 6 Seat
- >> Oval Worktop Shape
- >> Mobile with lock-down castors
- >> Compact TechWell™
- >> Fixed height
- >> Customisable Central Connectivity Module
- >> Optional WorksZone Screen Support
- >> Choice of worktop lengths and colours
- >> 10 Year Warranty



Huddle



Plan view



Used with wall mounted screens

WorksZone Trapeze

Collaboration tables connecting people and technology with ease.

The WorksZone Trapeze shaped table which is compatible with the Compact TechWell™, can facilitate groups of up to 6 people comfortably. It is fixed height, with the standard central module. The Trapeze shape can be reversed to suit different environments and has length and colour finish options.

The WorksZone Trapeze is an adaptable table for group collaboration and an ideal video conferencing solution.




Image shows WorksZone Trapeze Table with optional screen support and Compact TechWell™

Features

- >> 2D & 3D Space Planning and Design
- >> 3 & 6 Seat
- >> Trapeze Worktop Shape (can be reversed)
- >> Mobile with lock-down castors
- >> Compact TechWell™
- >> Fixed height
- >> Customisable Central Connectivity Module
- >> Optional WorksZone Screen Support
- >> Choice of worktop lengths and colours
- >> 10 Year Warranty



Moveable screen support to form a reverse trapeze shape



Plan view



Used with wall mounted screens

WorksZone Rectangle

Fixed or height adjustable collaboration tables connecting people and technology with ease.

With options to have the table fixed or with a VariHite™ height adjustable feature to encourage sit down or stand up meetings and a screen support that can be positioned both at the end or side of the table, the WorksZone Rectangle table allows meetings to be tailored around you. Its Rectangular shape and squared edges even allows tables to be butted together side by side or lengthwise for very large groups. The WorksZone Rectangle Collaboration Table can be used with both the Compact TechWell™ and TechWell™ XL.

Keep in reach of technology with the WorksZone central module with customised inputs and no trailing cables and clutter.



Image shows WorksZone Rectangle Table with optional screen support and TechWell™ XL

Features

- >> 2D & 3D Space Planning and Design
- >> 3, 6, 8 & 10 Seat
- >> Rectangle Worktop Shape
- >> Mobile with lock-down castors
- >> Compact TechWell™ / TechWell™ XL
- >> Fixed height or height adjustable (DDA requirements)
- >> Customisable Central Connectivity Module
- >> Optional WorksZone Screen Support
- >> Choice of worktop lengths and colours
- >> 10 Year Warranty



Side mounted screen support



Plan view



Optional electronic height adjustment



WorksZone Line-up

Table length options/worktop shapes/dimensions.



WorksZone Ellipse
Collaboration Table
3, 6, 8 & 10 Seat



WorksZone Oval
Collaboration Table
3 & 6 Seat

















WorksZone Trapeze
Collaboration Table
3 & 6 Seat



WorksZone Rectangle
Collaboration Table
3, 6, 8 & 10 Seat

WorksZone Specifications

Table length options/worktop shapes/dimensions.

Worktop Shape Options	Seats	Length	Width	Fixed height	VariHite™ - height adjustment range	TechWell™
Ellipse						
	3	1600mm	1000mm	770mm	N/A	Compact TechWell™
	6	2000mm	1200mm	770mm	N/A	Compact TechWell™
	6	2000mm	1200mm	770mm	770mm-1060mm	TechWell™ XL
	8	2400mm	1200mm	770mm	770mm-1060mm	TechWell™ XL
	10	3000mm	1200mm	770mm	770mm-1060mm	TechWell™ XL
Oval						
	3	1600mm	1200mm	770mm	N/A	Compact TechWell™
	6	1800mm	1200mm	770mm	N/A	Compact TechWell™
Trapeze						
	3	1600mm	1200mm	770mm	N/A	Compact TechWell™
	6	1800mm	1200mm	770mm	N/A	Compact TechWell™
Rectangle						
	3	1600mm	1000mm	770mm	N/A	Compact TechWell™
	6	2000mm	1200mm	770mm	N/A	Compact TechWell™
	6	2000mm	1200mm	770mm	770mm-1060mm	TechWell™ XL
	8	2400mm	1200mm	770mm	770mm-1060mm	TechWell™ XL
	10	3000mm	1200mm	770mm	770mm-1060mm	TechWell™ XL

TechWell™

Innovative. Flexible. Accessible.

Compact TechWell™

The Compact TechWell™ has a 13U x 180mm deep rack with x2 adjustable shelves for compact or tower PC -includes PC aperture blanking plates.



Compact TechWell™



- >> 3 & 6 Seat
- >> 13U x 180mm deep rack
- >> x2 adjustable shelves
- >> Compact or Tower PC compatible
- >> PC securing bars and adjustable security plates
- >> Optional vertical mounting shelf for switchers
- >> Fixed height only



Worktop off



Fully loaded

Breakdown of WorksZone Collaboration Table with Compact TechWell™

TechWell™ XL

The TechWell™ XL is able to accept 6U-9U 19" x 400mm deep equipment space and room for collaboration retractor systems together with switching and tower PC's, in addition to facilitating a VariHite™ (height adjustment) package.



TechWell™ XL



- >> 6, 8 & 10 Seat
- >> 6U-9U x 400mm deep rack
- >> x4 secure hinged doors for quick access
- >> Compact or Tower PC compatible
- >> Access to lower compartment via x2 secure hinged doors
- >> Cable tie bars for cable management
- >> Fixed or VariHite™ (height adjustable)



Worktop off



Fully loaded

Breakdown of WorksZone Collaboration Table with TechWell™ XL

WorksZone Options

Innovative. Flexible. Accessible.



Compact TechWell™



TechWell™ XL



WorksZone Screen Support
(Max screen weight 45kg. Max screen size 65")



VariHite™ (electronic height adjustment)



VariHite™ is compatible with TechWell™ XL only

Connectivity

Bringing together people and audio visual technology.



Central connectivity module (CCM).

Access everything at your fingertips - Customise central module with custom inputs: From cable retractor systems to pop up power modules and surface mounts:



Power Surface Mounts with optional input modules



Power pucks with optional USB charging



CableWell for flying leads



Wired Collaboration Systems



Wireless Collaboration Systems

Wired and wireless collaboration systems are not supplied through TeamMate

Space planning and design

Create a space designed around you.


TeamMate's space planning and design service offers users to see a life like representation of a given room prior to purchase. Whether it is a 2D DWG drawing or more comprehensive 3D room design, TeamMate offers this service free of charge.

Create a space designed around how you want to use a room. With the flexibility of the WorksZone Collaboration Table and the space planning design service, you bring a concept to life by adapting the WorksZone to suit your application.



Features & Benefits:

- >> 2D or 3D renders of room layout
- >> Plan multiple room layouts with ease
- >> Calculate number of people per room
- >> See institutional colour themes first hand



Example illustrations of TeamMate space planning and design service

Business WorksZone

WorksZone in Business.

The stunning aesthetics and intricate design allows the WorksZone Collaboration Table to fit seamlessly into any corporate environment. Fully mobile, the WorksZone Table can be deployed around an office space as a collaborative working hub one moment, to a video-conferencing platform the next.

Enable meetings to flow using the latest wireless and wired collaboration systems; designed to fit into the TechWell™ of the WorksZone Table. Access the optional inputs and power modules with ease through the use of the centralised connectivity module and the ergonomically designed worktop which allows for equal spacing.

Application in business:

- >> Corporate meeting rooms
- >> Boardrooms
- >> Breakout and group working areas
- >> Sit/stand work stations with equal spacing
- >> Video-conferencing solution





Education WorksZone

WorksZone in Education.

The WorksZone Collaboration Table enables you to collaborate and work the way you want. Completely mobile, with ergonomically designed worktops that offer equal spacing to all users and with an optional WorksZone multi-positioning Screen Support, the WorksZone is designed to suit any classroom or seminar room environment.

Inspire creative thinking and group activity with the latest cable retractor systems from leading manufactures and switch seamlessly between devises. The combination of multiple WorksZone Tables and the latest collaboration systems enable the creation of teaching enhanced learning spaces.

Application in education:

- >> Teaching enhanced active learning (TEAL) methodologies in adaptive learning spaces
- >> Breakout rooms and corridors
- >> Library study spaces
- >> Classroom and seminar rooms

TeamMate®

TeamMate

EMEA

7 Rockfort Industrial Estate

Hithercroft Road

Wallingford, Oxfordshire

OX10 9DA

United Kingdom

T: +44 (0) 1491 825739

F: +44 (0) 1491 838568

E: info@teammateworld.com

W: www.teammateworld.com

Date of issue April 2017 v1.2

These specifications are subject to change.
E&OE.

TeamMate is a registered trademark of
Performance Enclosures Ltd.